

Jessica Lynch


From: Matthews Williams <mattwill@pacbell.net>
Sent: Monday, May 10, 2021 11:41 AM
To: Jessica Lynch
Cc: Greg Rowe; Housing Element Committee
Subject: Tables 21, 23 and 56 of Public Review Draft

CAUTION: External email. Please verify sender before opening attachments or clicking on links.

Jessica, Table 21 of the Public Review Draft appears to significantly overstate the jobs in the City of Davis. The US Census On the Map page [OnTheMap](#) shows 15,607 jobs in the City of Davis in 2018 rather than the 22,616 to 26,303 figure shown in the Public Review Draft. 2017 shows 15,197. 2016 shows 14,848. 2015 shows 14,061. All those US Census numbers are similarly inconsistent with Table 21.

Apple Firefox File Edit View History Bookmarks

Hidden Browser Schedule - Clean

← → Home  https://onthe

ATT.net Mail GoogleMaps Google Facebook

United States™
Census
Bureau



OnTheMap


Start Base Map Selection Results


Inflow/Outflow Analysis


enter your own subtitle

▼ Display Settings

Labor Market Segment Filter   All Workers

Year  2018 ▼

▼ Map Controls 

Color Key 

Flow Overlay ☒

Selection Outline ☒

OnTheMap

Please also note that Table 23 of the Public Review Draft shows a 2020 Employment projection of 17,131, which is also inconsistent with Table 21.

Please take the necessary steps to show the correct employment figures for Davis, as well as have internal consistency between Tables 21 and 23, or if such consistency is not possible include a footnote highlighting the inconsistency.

=====

An additional inconsistency exists in Table 56, which unlike prior Housing Element submissions does not include the "Primary Sites -- Currently Planned and Zoned For Housing" I have included below Exhibit C from Resolution 08-158, the City Council's authorization to Staff for the submittal of the 2008 Housing Element. The 382 units shown therein is no longer current, but the equivalent current 2021 number of Primary Site units that are planned and zoned for housing should be included in Table 56

Map Key	Rank	Site Description
PRIMARY SITES		
		TOTAL OF PRIMARY SITES – Current
SECONDARY SITES		
1	Green	DJUSD Headquarters, B Street
2	Green	Kennedy Place
3	Green	Grande School Site
4	Green	Nugget Fields, Wildhorse
5	Green	Sweet Briar Drive
6	Green	Second Units- Increases With Program Discretionary Units
7	Green	Verona, Mace Ranch
8	Green	Downtown – Increases With Plan /
9	Green	PG& E Service Center, Fifth and L
10	Green	Transit Corridor – Anderson Road

